





Please follow these instructions to ensure optimum performance from your ChronoTrack timing tag.



 Check that the number on the label is your race number. The tag is assigned to the entrant race number on the label.




If you need help with these instructions please see a timing official for assistance



Insert strap into right hand slot on your tag ..




.. then thread strap through left hand slot



Slide tag along strap ...



... and pull strap firm



Wrap strap around ankle and **firmly press closed**.



The tag in place ready to record your times.



Please note **your ChronoTrack timing tag must be returned after the event.**

Failure to return your tag will result in you being charged for a replacement tag.